


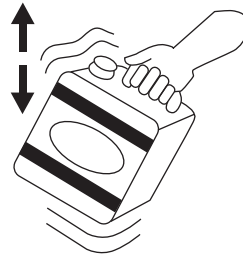
TRIPLE RINSE PROCEDURE FOR PESTICIDE CONTAINERS

Step 1


- 1 Add water to the empty container until it is a quarter full.



- 2 Close the lid and shake well.

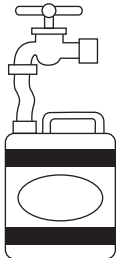


- 3 Pour the water into the tank.

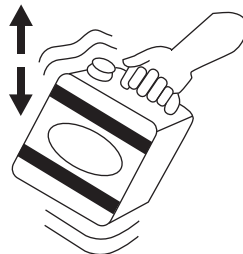


Step 2


- 1 Again add water to the empty container until it is a quarter full.



- 2 Close the lid and shake well.

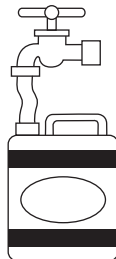


- 3 Pour the water into the tank.

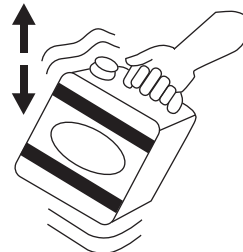


Step 3


- 1 Again add water to the empty container until it is a quarter full.



- 2 Close the lid and shake well.



- 3 Pour the water into the tank.



‘Responsible farmers triple rinse for a cleaner environment’
Farmers Agri-Care is committed to help remove empty containers from farms in a responsible way.

An arrangement has been set up with Ecosystems Recycling, an AVCASA-approved plastics recycling company from Empangeni. Ecosystems Recycling will collect empty containers that have been triple-rinsed according to the procedure above, from anywhere in KZN.

(Note: 800 drums are required to make a full load).

Contact **Peter Bannock** of Ecosystems Recycling directly at: **082 556 0838** (cell), **035 787 0507** (office) or email at **perfecto@iafrica.com**